


DO.02


1x PROFINET



DATA OUTPUT
PROFINET
Rate
< 12 MBit/s



CARD SETTINGS



The following parameters are edited in the setting

Select the **Position of the card** to be set. Use buttons to scroll among the fitted cards.

Type of the card fitted in the specified position.

Data transfer **priority** of the selected card. Bigger number of plugged-in cards slows down data flow on the bus. It can be optimized by setting priorities. The real value of the data flow can be then controlled in diagnostics. The maximum achievable data flow in slots A is 1100 frames/s, in slots B 550 frames/s.

Channel to be set. Use buttons ◀ ◀◀ ▶▶ ▶ to scroll among the channels. Number of possible selectable channels is determined by the card, which is being set

INSTALLATION OF A NEW CARD

When installing a new card, always make sure the recorder is disconnected from the power supply!

1. Remove the back cover and break off the plugs at position **B5**.
(**DO.01 card can only be placed in position B5**)
2. Remove the card from its shipping container and from the ESD packaging and slide it carefully into the selected slot until you feel a gentle click
3. Replace the back cover and turn the device on
4. Setting of the card is described in the preceding paragraph

DO.02

TECHNICAL DATA

OUTPUT

Number	1, isolated
Type	digital
Protocol	PROFINET
Rate	9,6 kBit / s...12 000 kBit / s
Connection	2x RJ 45

TECHNICAL SPECIFICATION

TC	50 ppm / °C
Watch-dog	reset after 500 ms
Calibration	at 25°C and 40 % r.h.

POWER SUPPLY

Power supply	5 VDC
Consumption	max. 150 mA

MECHANIC PROPERTIES

Dimensions	65 x 98 mm
Installation	to OMR 700

OPERATING CONDITIONS

Connection	connector terminal board, cross section < 1,5 mm ²
Working temperature	-20°...60°C
Storage temperature	-20°...85°C
IP rating	IP00
Construction	safety class I
El. safety	EN 61010-1, A2
Dielectric strength	2,5 kVAC over 1 min between bus and inputs 1 kVAC over 1 min between outputs
Insulation resistance*	for pollution degree II, measuring cat. III. Input / Bus - 300 V (PI), 150 (DI) output / output - 150 V (ZI), 100 (DI)
EMC	EN 61326-1 (Industrial use)
Seismic resistance	IEC 980: 1993, čl.6

* PI - Primary insulation, DI - Double insulation

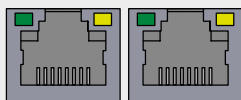
DO.02

CONNECTION

DO.02

ORDER CODE

DO.02



Port 1

Port 2



DO.02

Specifications

Used only for customised versions



00



ORBIT MERRET, spol. s r. o.
Vodňanská 675/30
198 00 Praha 9
Czech republic

tel.: +420 281 040 200
fax.: +420 281 040 299
orbit@merret.eu
www.orbit.merret.eu



MINI-TECHDOK - OMR 700 - DO.02 - 2019.2 - en