

IN.05

5x INPUT FOR PT xxx, CU xxx, NI xxx



INPUT FOR RESISTIVE SENSORS

OHM 0...100 Ω / 0...300 Ω / 0...1 kΩ / 0...3 kΩ / 0...10 kΩ / 0...30 kΩ

Pt Pt 50 / Pt 100 / Pt 500 / Pt 1 000

Ni Ni 1 000 / Ni 10 000


Cu Cu 50 / Cu 100

Rate


< 320 measurements / s

Accuracy

0,2 % of range



CARD SETTINGS




The following parameters are edited in the setting

Select the **Position of the card** to be set. Use buttons to scroll among the fitted cards.

Type of the card fitted in the specified position.

Data transfer **priority** of the selected card. Bigger number of plugged-in cards slows down data flow on the bus. It can be optimized by setting priorities. The real value of the data flow can be then controlled in diagnostics. The maximum achievable data flow in slots A is 1100 frames/s, in slots B 550 frames / s.

Channel to be set. Use buttons ◀ ◀◀ ▶▶ ▶ to scroll among the channels. Number of possible selectable channels is determined by the card, which is being set



Button is used to navigate to the settings of the selected channel.

Type	Ohmmeter ▶ Thermometer Pt xxx ▶ Thermometer Cu xxx ▶ Thermometer Ni xxxx
Range	OHM 100 Ω ▶ 300 Ω ▶ 1 kΩ ▶ 3 kΩ ▶ 10 kΩ ▶ 30 kΩ Pt Pt 50-3580 ▶ Pt 100-3580 ▶ Pt 500-3580 ▶ Pt 1000-3580 Cu Cu 50-4280 ▶ Cu 100-4280 Ni Ni 1000-6180 ▶ Ni 10000-6180
Filter selection	Floating floating arithmetic average of the number of measured values Exponential integration filter of the first order with a time constant measurement
Filtr constant	Indicates the size of the filter
Rate	5...320 measurements / s
Min. physic. values*	value that corresponds to the minimum selected range of the input values
Max. physic. values*	value that corresponds to the maximum selected range of the input values
Tare*	to reset the values by non-zero input signals

* In temperature measurements (Pt, Ni, Cu, T / C) the conversion to a physical value (temperature) is carried out by the sensor regardless of the values.

INSTALLATION OF A NEW CARD

When installing a new card, always make sure the recorder is disconnected from the power supply!

1. Remove the recorder's back cover and break off the plugs covering the position where you intend to insert the new card. It is recommended to place analogue cards into faster slots in column „A“ (Speed of the bus: Slot „A“ 1 ms, Slot „B“ 2 ms).
2. Remove the card from its shipping container and from the ESD packaging and slide it carefully into the selected slot until you feel a gentle click
3. Replace the back cover and turn the device on
4. Setting of the card is described in the preceding paragraph

IN.05

TECHNICAL DATA

INPUTS

Number	5	
OHM	Range	0...100 Ω / 0...300 Ω 0...1 kΩ / 0...1 kΩ / 0...3 kΩ / 0...10 kΩ / 0...30 kΩ
	Connection*	2 or 3 wire
Pt	Type	Pt 100 / 500 / 1 000 Ω, s 3 850 ppm -50°...450°C
	Connection*	2 or 3 wire
Ni	Type	Ni 1 000 / Ni 10 000 s 6 180 ppm / °C -200°...250°C
	Connection*	2 or 3 wire
Cu	Type	Cu 50 / Cu 100 s 4 280 ppm / °C -200°...200°C
	Connection*	2 or 3 wire

* In case of measurements with 2- or 3-wire connection it is necessary to connect the unused inputs (2d • E+ / S+, E- / S-, 3d • E- / S-).

TECHNICAL SPECIFICATION

TC	50 ppm / °C
Accuracy	±0,2 % of range (valid for 10 measur./s)
Rate	5...320 measurements / s
Overload capacity	10x (t < 100 ms), 2x
Digital filters	Floating average, Exponential average
Compen. of conduct	max. 40 Ω / 100 Ω
Watch-dog	reset after 500 ms
Calibration	at 25°C and 40 % r.h.

POWER SUPPLY

Power supply	5 VDC, 24 VDC
Consumption	max. 150 mA

MECHANIC PROPERTIES

Dimensions	65 x 98 mm
Installation	to OMR 700

OPERATING CONDITIONS

Connection	connector terminal board, cross section < 1,5 mm ²
Working temperature	-20°...60°C
Storage temperature	-20°...85°C
IP rating	IP00
Construction	safety class I
El. safety	EN 61010-1, A2
Dielectric strength	2,5 kVAC over 1 min between bus and inputs
Insulation resistance*	for pollution degree II, measuring cat. III. Input / Bus - 300 V (PI), 150 (DI)
EMC	EN 61326-1 (Industrial use)
Seismic resistance	IEC 980: 1993, čl.6

* PI - Primary insulation, DI - Double insulation

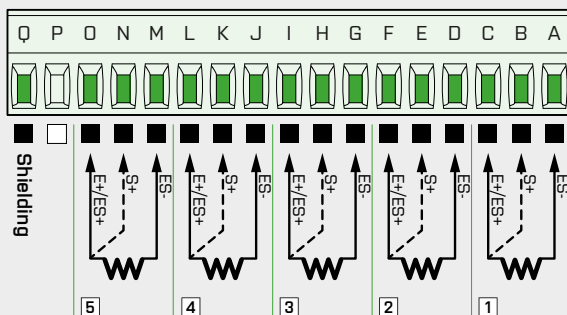
IN.05

CONNECTION

IN.05

ORDER CODE

IN.05



OHM: 0...0,1/0,3/1/3/10/30 kΩ
 RTD: Pt 50/100/500/1 000
 Cu: Cu 50/100
 Ni: Ni 1 000/10 000

IN.05

Specifications

Used only for customised versions



00



ORBIT MERRET, spol. s r. o.
 Vodňanská 675 / 30
 198 00 Praha 9
 Czech republic

tel.: +420 281 040 200

fax.: +420 281 040 299

orbit@merret.eu

www.orbit.merret.eu

