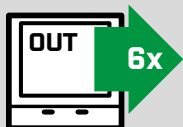


OUT.06

6x SSR OUTPUT



DIGITAL OUTPUT

6x SSR

Rate

< 5 ms



CARD SETTINGS




The following parameters are edited in the setting

Select the **Position of the card** to be set. Use buttons to scroll among the fitted cards.

Type of the card fitted in the specified position.

Data transfer **priority** of the selected card. Bigger number of plugged-in cards slows down data flow on the bus. It can be optimized by setting priorities. The real value of the data flow can be then controlled in diagnostics. The maximum achievable data flow in slots A is 1100 frames/s, in slots B 550 frames/s.

Channel to be set. Use buttons ◀ ◀◀ ▶▶ ▶ to scroll among the channels. Number of possible selectable channels is determined by the card, which is being set

Button  is used to navigate to the settings of the selected channel.

INSTALLATION OF A NEW CARD

When installing a new card, always make sure the recorder is disconnected from the power supply!

1. Remove the recorder's back cover and break off the plugs covering the position where you intend to insert the new card. It is recommended to place analogue cards into faster slots in column „A“ (Speed of the bus: Slot „A“ 1 ms, Slot „B“ 2 ms).
2. Remove the card from its shipping container and from the ESD packaging and slide it carefully into the selected slot until you feel a gentle click
3. Replace the back cover and turn the device on
4. Setting of the card is described in the preceding paragraph

OUT.06

TECHNICAL DATA

OUTPUTS

Number	6
Type	SSR
Maximum switching U and I	250 VAC / 1 A
Maximum switching power	250 VA
Rate	< 5 ms

TECHNICAL SPECIFICATION

Watch-dog	reset after 500 ms
Calibration	at 25°C and 40 % r.h.

POWER SUPPLY

Power supply	5 VDC
Consumption	max. 150 mA

MECHANIC PROPERTIES

Dimensions	65 x 98 mm
Installation	to OMR 700

OPERATING CONDITIONS

Connection	connector terminal board, cross section < 1,5 mm ²
Working temperature	-20°...60°C
Storage temperature	-20°...85°C
IP rating	IP00
Construction	safety class I
El. safety	EN 61010-1, A2
Dielectric strength	2,5 kVAC over 1 min between bus and inputs
Insulation resistance*	for pollution degree II, measuring cat. III. 300 V (ZI), 150 (DI)
EMC	EN 61326-1 (Industrial use)
Seismic resistance	IEC 980: 1993, čl.6

* PI - Primary insulation, DI - Double insulation

OUT.06

CONNECTION

OUT.06

ORDER CODE

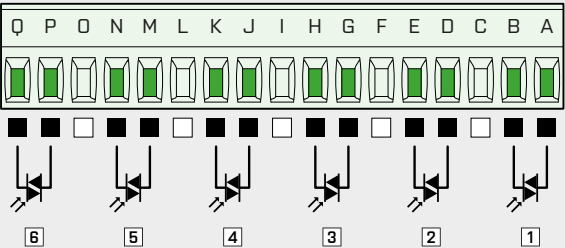
OUT.06

Specifications

Used only for customised versions



OUT.6



ORBIT MERRET, spol. s r. o.
Vodňanská 675/30
198 00 Praha 9
Czech republic

tel.: +420 281 040 200
fax.: +420 281 040 299
orbit@merret.eu
www.orbit.merret.eu

